





# LEAGUE OF SOUTHERN MANILA SCHOOLS



## BASKETBALL 2014 - 2015 STANDING

### High School Boys - Division I

	Brent A	CSA		LSGH-A		MSHS		SBCA-A		SFAC LP		SMCL		SMS		STANDING					
		GP	W	L	F	PTS	RANK														
Brent A		83	80	61	78	78	22			20	0	67	64	54	42	6	363	286	1.27	2	
		W	L	W		W		W	W	W		5	1	28							
CSA	80	83	L			53	39	75	72	20	0	53	35	48	37	6	329	266	1.24	2	
	L	L		W	W	W	W	W		5	1	28									
LSGH-A	78	61		S	20	0	61	47	20	0	80	52	82	76	6	341	236	1.44	1		
	W		W		W	W	W	W		6		30									
MSHS	22	78	39	53	0	20	M	16	49	20	0	16	71	35	73	6	148	344	0.43		
	L	L	L	F	L	W		L	L		1	5	1	20							
SBCA-A			72	75	47	61	49	16	S	20	0	60	57	71	63	6	319	272	1.17	4	
			L	L	W		W	W		W		4	2	26							
SFAC LP	0	20	0	20	0	20	0	20	0	20	2014	0	20	0	20			140			
	F	F	F	F	F		F	F				7									
SMCL	64	67	35	53	52	80	71	16	57	60	20	0	2015			6	299	276	1.08		
	L	L	L	W	L	W					2	4		22							
SMS	42	54	37	48	76	82	73	35	63	71	20	0				6	311	290	1.07		
	L	L	L	W	L	W					2	4		22							

POINTS: WIN=5, LOSS=3, FORFEIT=0





# LEAGUE OF SOUTHERN MANILA SCHOOLS

## BASKETBALL 2014 - 2015 STANDING

### High School Boys - Division II



	DLSL	GFIS		HRC		JCA		LSGH-B		SBIS		SSIS L		TCA		STANDING				
		GP	W	L	F	PTS	RANK													
<b>DLSL</b>		58	54	49	58			0	20	54	46	66	65	77	66	<b>5</b>	304	309	0.98	<b>4</b>
	<b>W</b>	<b>L</b>			<b>F</b>	<b>W</b>	<b>W</b>	<b>W</b>							4		1	1	23	
<b>GFIS</b>	54	58		61	48	56	60	43	46	78	68	58	61	58	53	<b>7</b>	408	394	1.04	<b>2</b>
	<b>L</b>	<b>L</b>	<b>W</b>	<b>L</b>	<b>L</b>	<b>W</b>	<b>L</b>	<b>W</b>	<b>L</b>	<b>W</b>					3		4		27	
<b>HRC</b>	58	49	48	61		80	71	50	34	81	70	87	74	68	61	<b>7</b>	472	420	1.12	<b>1</b>
	<b>W</b>	<b>L</b>	<b>S</b>	<b>W</b>	<b>W</b>	<b>W</b>	<b>W</b>	<b>W</b>	<b>W</b>	<b>W</b>					6		1		33	
<b>JCA</b>			60	56	71	80		70	42			73	55	71	68	<b>5</b>	345	301	1.15	<b>4</b>
		<b>W</b>	<b>L</b>	<b>M</b>	<b>W</b>			<b>W</b>		<b>W</b>	<b>W</b>						4	1		
<b>LSGH-B</b>	20	0	46	43	34	50	42	70						50	46	<b>5</b>	192	209	0.92	
	<b>W</b>	<b>W</b>	<b>L</b>	<b>L</b>	<b>S</b>									<b>W</b>			3	2		
<b>SBIS</b>	46	54	68	78	70	81						68	65	86	100	<b>5</b>	338	378	0.89	
	<b>L</b>	<b>L</b>	<b>L</b>	<b>L</b>	<b>L</b>	<b>L</b>				<b>2014</b>	<b>W</b>	<b>L</b>			1		4		17	
<b>SSIS L</b>	65	66	61	58	74	87	55	73				65	68	61	62	<b>6</b>	381	414	0.92	
	<b>L</b>	<b>W</b>	<b>L</b>	<b>L</b>	<b>L</b>	<b>L</b>				<b>L</b>	<b>2015</b>	<b>L</b>			1		5		20	
<b>TCA</b>	66	77	53	58	61	68	68	71	46	50	100	86	62	61		<b>7</b>	456	471	0.97	<b>3</b>
	<b>L</b>	<b>L</b>	<b>L</b>	<b>L</b>	<b>L</b>	<b>L</b>	<b>L</b>	<b>L</b>	<b>W</b>	<b>W</b>					2		5		25	

POINTS: WIN=5, LOSS=3, FORFEIT=0





# LEAGUE OF SOUTHERN MANILA SCHOOLS

## BASKETBALL 2014 - 2015 STANDING

### High School Boys-Division IIIA



	Acacia	AHS		Beacon		CJA		LRAI		MGC-NL		SBCA-B		SSIS-B		STANDING				
		GP	W	L	F	PTS	RANK													
Acacia		78	74	52	44			62	46	34	37	63	76	51	42	6	340	319	1.07	4
		W	W			W	L	L	W	6	4	2	26							
AHS	74	78	L	39	30	66	53	41	48	50	46	29	75	52	36	7	351	366	0.96	2
	L	W		W	L	W	L	W	7	4	3	29								
Beacon	44	52	30	39	S	60	51	49	52			44	85	40	54	6	267	333	0.80	20
	L	L	W	L		L	L	L	6	1	5	20								
CJA			53	66	51	60	M	44	57	40	50	18	131	59	61	6	265	425	0.62	18
			L	L	L	L		L	L	L	L	L	6	6	18					
LRAI	46	62	48	41	52	49	57	44	S	41	56	40	81	58	55	7	342	388	0.88	29
	L	W	W	W	L	L	W	7		4	3	29								
MGC-NL	37	34	46	50			50	40	56	41	2014	52	69	2	0	6	243	234	1.04	26
	W	L	W	W	W	W	6	4	2	26										
SBCA-B	76	63	75	29	85	44	131	18	81	40	69	52	2015	69	45	7	586	291	2.01	35
	W	W	W	W	W	W	W	W	7	7	35									
SSIS-B	42	51	36	52	54	40	61	59	55	58	0	2	45	69		7	293	331	0.89	25
	L	L	W	W	L	L	L	L	7	2	5	25								

POINTS: WIN=5, LOSS=3, FORFEIT=0



# LEAGUE OF SOUTHERN MANILA SCHOOLS

## BASKETBALL 2014 - 2015 STANDING

### High School Boys-Division IIIB



	Brent B	CSPS	DBC Can	ESS South	MES	MHCS	Reedley	SRidge	STANDING				
									GP	W	L	F	PTS
Brent B		73   69	33   60		31   57	50   56	66   59		5	253	301	0.84	
		W	L		L	L	W	2   3		19			
CSPS	69   73	L			41   82	0   20	48   27		3	158	202	0.78	
	L			L	F	W	1   2	1   11					
DBC Can	60   33		S	75   45	42   36	50   52	61   20	37   51	6	325	237	1.37	2
	W			W	W	L	W	L		4   2	26		
ESS South			45   75	M	45   59	55   57	54   46	41   69	5	240	306	0.78	
			L		L	L	W	L		1   4	17		
MES	57   31	82   41	36   42	59   45	S	55   59		43   56	6	332	274	1.21	4
	W	W	L	W		L		L		3   3	24		
MHCS	56   50	20   0	52   50	57   55	59   55	2014	67   21	35   58	7	346	289	1.20	1
	W	W	W	W	W		W	L		6   1	33		
Reedley	59   66	27   48	20   61	46   54		21   67	2015	35   89	6	208	385	0.54	
	L	L	L	L	L	L		L		6	18		
SRidge			51   37	69   41	56   43	58   35	89   35		5	323	191	1.69	3
			W	W	W	W	W			5	25		

POINTS: WIN=5, LOSS=3, FORFEIT=0



# LEAGUE OF SOUTHERN MANILA SCHOOLS

## BASKETBALL 2014 - 2015 STANDING

### High School Girls A



	Brent A	BISS	CSA	IHMC	OLCA	SMCL	SPCP-A	SSA M	STANDING				
									GP	W	L	F	PTS
Brent A			67   28			46   30	24   10	42   25	4	179	93	1.92	4
			W			W	W	W		4		20	
BISS		L	68   15	53   20	20   0	29   37		37   26	5	207	98	2.11	3
			W	W	W	L		W		4	1	23	
CSA	28   67	15   68	S		37   44		44   43	52   66	5	176	288	0.61	
	L	L			L		W	L		1	4	17	
IHMC		20   53		M	21   45	29   56	23   47	25   55	5	118	256	0.46	
		L			L	L	L	L			5	15	
OLCA		0   20	44   37	45   21	S	38   62		24   45	4	151	185	0.82	
		F	W	W		L		L		2	2	1	
SMCL	30   46	37   29		56   29	62   38	2014	39   30	60   37	6	284	209	1.36	1
	L	W		W	W		W	W		5	1	28	
SPCP-A	10   24		43   44	47   23		30   39	2015	48   34	5	178	164	1.09	
	L		L	W		L		W		2	3	19	
SSA M	25   42	26   37	66   52	55   25	45   24	37   60	34   48		7	288	288	1.00	2
	L	L	W	W	W	L	L			3	4	27	

POINTS: WIN=5, LOSS=3, FORFEIT=0





# LEAGUE OF SOUTHERN MANILA SCHOOLS

## BASKETBALL 2014 - 2015 STANDING

### High School Girls B



	Assumption	Brent B	CAYSMNHS	JCA	Rogationist	SBCA	SPCP-B	STANDING					
								GP	W	L	F	PTS	RANK
Assumption		36   22	33   50	37   44	20   0	45   33	48   36	6	219	185	1.18	2	
		W	L	L	W	W	W		4	2	26		
Brent B	22   36	L	12   47	18   60	20   0		17   20	5	89	163	0.55		
			L	L	W		L		1	4	17		
CAYSMNHS	50   33	47   12	S	45   48	20   0	35   15	66   16	6	263	124	2.12	1	
		W		W	L	W	W		W	5	1		28
JCA	44   37	60   18	48   45	M	20   0	61   37		5	233	137	1.70	3	
		W	W		W	W	W			5			25
Rogationist	0   20	0   20	0   20	0   20	S	0   20	0   20			120			
		F	F	F		F	F		F		6		
SBCA	33   45		15   35	37   61	20   0	2014 2015	36   33	5	141	174	0.81	4	
		L	L	L	W		W		2	3	19		
SPCP-B	36   48	20   17	16   66		20   0	33   36		5	125	167	0.75	4	
		L	W	L	W	L			2	3	19		

POINTS: WIN=5, LOSS=3, FORFEIT=0



# LEAGUE OF SOUTHERN MANILA SCHOOLS

## BASKETBALL 2014 - 2015 STANDING

### Grade School Boys 2000-A



	Brent A	CSA-A	CSPS-A	DBC Can-B	Manresa-A	MGC NL-A	SBIS	SMS	STANDING				
									GP	W	L	F	PTS
Brent A		61   65	20   0	37   67	49   61		82   60	39   40	6	288	293	0.98	
		L	W	L	L	W	L	2		4	22		
CSA-A	65   61	L	20   0	58   48	35   44	52   57	61   37	34   37	7	325	284	1.14	1
	W		W	W	L	L	W	L		4	3	29	
CSPS-A	0   20	0   20	S	0   20	0   20	0   20	0   20	0   20			140		
	F	F		F	F	F	F	F		7			
DBC Can-B	67   37	48   58	20   0	M	39   55	62   74			5	236	224	1.05	
	W	L	W		L	L				2	3	19	
Manresa-A	61   49	44   35	20   0	55   39	S		55   26	53   56	6	288	205	1.40	2
	W	W	W	W		W	L			5	1	28	
MGC NL-A		57   52	20   0	74   62		2014	63   32	53   36	5	267	182	1.47	4
		W	W	W			W	W		5		25	
SBIS	60   82	37   61	20   0		26   55	32   63	2015	50   59	6	225	320	0.70	
	L	L	W		L	L		L		1	5	20	
SMS	40   39	37   34	20   0		56   53	36   53	59   50		6	248	229	1.08	2
	W	W	W		W	L	W			5	1	28	

POINTS: WIN=5, LOSS=3, FORFEIT=0





# LEAGUE OF SOUTHERN MANILA SCHOOLS

## BASKETBALL 2014 - 2015 STANDING

### Grade School Boys 2000-B



	BCAS-A	CDNMSHS	DBC Can A	LSCA-A	LSGH	OLCA-A	SBCA	SRidge-A	STANDING					
									GP	W	L	F	PTS	RANK
BCAS-A			36   63	42   54	31   84	55   77	41   104	64   23	6	269	405	0.66	20	
			L	L	L	L	L	W		1	5			
CDNMSHS		L	39   50	72   44	44   72	44   47	43   72		5	242	285	0.85	17	
			L	W	L	L	L			1	4			
DBC Can A	63   36	50   39	S	44   28	42   69		42   73	63   41	6	304	286	1.06	26	2
	W	W		W	L		L	W		4	2			
LSCA-A	54   42	44   72	28   44	M	42   50	50   43	82   76	0   20	6	300	347	0.86	24	3
	W	L	L		L	W	W	F		3	3	1		
LSGH	84   31	72   44	69   42	50   42	S	61   46		90   30	6	426	235	1.81	30	1
	W	W	W	W		W		W		6				
OLCA-A	77   55	47   44		43   50	46   61	2014		91   26	5	304	236	1.29	21	
	W	W		L	L			W		3	2			
SBCA	104   41	72   43	73   42	76   82			2015	51   10	5	376	218	1.72	23	4
	W	W	W	L				W		4	1			
SRidge-A	23   64		41   63	20   0	30   90	26   91	10   51		6	150	359	0.42	20	
	L		L	W	L	L	L			1	5			

POINTS: WIN=5, LOSS=3, FORFEIT=0







# LEAGUE OF SOUTHERN MANILA SCHOOLS

## BASKETBALL 2014 - 2015 STANDING

### Grade School Boys 2002-A



	Beacon	Brent B	CSA-C	DBC Can-C	LSCA-B	Manresa-B	MHCS	STANDING					
								GP	W	L	F	PTS	RANK
Beacon		40   38	38   71		28   33		43   37	4	149	179	0.83	4	
		W	L		L		W		2	2	16		
Brent B	38   40	L			26   39		28   25	3	92	104	0.88		
	L				L		W		1	2	11		
CSA-C	71   38		S	59   15	50   28	41   21	49   33	5	270	135	2.00	2	
	W			W	W	W	W		5		25		
DBC Can-C			15   59	M	33   42	21   50		3	69	151	0.46		
			L		L	L				3	9		
LSCA-B	33   28	39   26	28   50	42   33	S	29   33	42   25	6	213	195	1.09	1	
	W	W	L	W		L	W		4	2	26		
Manresa-B			21   41	50   21	33   29	2014 2015	39   20	4	143	111	1.29	3	
			L	W	W		W		3	1	18		
MHCS	37   43	25   28	33   49		25   42	20   39		5	140	201	0.70		
	L	L	L		L	L				5	15		

POINTS: WIN=5, LOSS=3, FORFEIT=0




# LEAGUE OF SOUTHERN MANILA SCHOOLS



## BASKETBALL 2014 - 2015 STANDING

### Grade School Boys 2002-B

	BCAS-B	CSA-B	CSPS-B	MES	OLCA-B	SRidge-B	STANDING				
							GP	W	L	F	PTS
BCAS-B		0   20	0   20	0   20	0   20	0   20			100		
		<b>F</b>	<b>F</b>	<b>F</b>	<b>F</b>	<b>F</b>			5		
CSA-B	20   0	<b>L</b>	35   53	36   58	0   20	41   48	4	132	179	0.74	
	<b>W</b>		<b>L</b>	<b>L</b>	<b>F</b>	<b>L</b>		1	3	1	
CSPS-B	20   0	53   35	<b>S</b>	36   28	42   55		4	151	118	1.28	3
	<b>W</b>	<b>W</b>		<b>W</b>	<b>L</b>			3	1		
MES	20   0	58   36	28   36	<b>M</b>	30   41	47   31	5	183	144	1.27	2
	<b>W</b>	<b>W</b>	<b>L</b>		<b>L</b>	<b>W</b>		3	2		
OLCA-B	20   0	20   0	55   42	41   30	<b>S</b>	67   49	5	203	121	1.68	1
	<b>W</b>	<b>W</b>	<b>W</b>	<b>W</b>		<b>W</b>		5			
SRidge-B	20   0	48   41		31   47	49   67	2014 2015	4	148	155	0.95	4
	<b>W</b>	<b>W</b>		<b>L</b>	<b>L</b>			2	2		

POINTS: WIN=5, LOSS=3, FORFEIT=0




# LEAGUE OF SOUTHERN MANILA SCHOOLS



## BASKETBALL 2014 - 2015 STANDING

### Grade School Boys 2002-C

	CAN SR-B	DLSL	HRC	IHMC	MGC NL-B	SBCA-B	STANDING				
							GP	W	L	F	PTS
CAN SR-B			55   43		55   33	20   38	3	130	114	1.14	4
			<b>W</b>		<b>W</b>	<b>L</b>		2	1	13	
DLSL		<b>L</b>		76   44	76   25	72   76	3	224	145	1.54	4
			<b>W</b>	<b>W</b>	<b>L</b>	2		1	13		
HRC	43   55		<b>S</b>	50   46	41   21	15   60	4	149	182	0.82	3
	<b>L</b>			<b>W</b>	<b>W</b>	<b>L</b>		2	2	16	
IHMC		44   76	46   50	<b>M</b>	32   34	36   69	4	158	229	0.69	
		<b>L</b>	<b>L</b>		<b>L</b>	<b>L</b>		4	12		
MGC NL-B	33   55	25   76	21   41	34   32	<b>S</b>	36   79	5	149	283	0.53	2
	<b>L</b>	<b>L</b>	<b>L</b>	<b>W</b>		<b>L</b>		1	4	17	
SBCA-B	38   20	76   72	60   15	69   36	79   36	<b>2014</b> <b>2015</b>	5	322	179	1.80	1
	<b>W</b>	<b>W</b>	<b>W</b>	<b>W</b>	<b>W</b>			5	25		



POINTS: WIN=5, LOSS=3, FORFEIT=0



# LEAGUE OF SOUTHERN MANILA SCHOOLS



## BASKETBALL 2014 - 2015 STANDING Grade School Girls Division

TEAMS	Brent	Everest	SPCP	Brent	Everest	SPCP	STANDING	
							SCORE	RANK
Brent								1
Everest		<b>LSMS</b>			<b>Basketball</b>			1
SPCP			<b>2014</b>			<b>2015</b>		1

POINTS: WIN: 5 DRAW: 3 LOSS: 1 Forfeit: 0