



LEAGUE OF SOUTHERN MANILA SCHOOLS

Upper School Boys I-A Standing



SCHOOLS	Brent A	Can L	MEI	SBIS	SPRCNHS	UPHSL	STANDING					
							GP	W	L	F	PTS	RANK
Brent A		3 1	1 3	0 3	0 3	0 3	5	1	4	0	17	
		W	L	L	L	L	SS	4	13	-9		
		GS	332	418	0.79							
Can L	1 3	L	2 3	0 3	0 3	1 3	5	0	5	0	15	
	L		L	L	L	L	SS	4	15	-11		
	GS		355	460	0.77							
MEI	3 1	3 2	S	0 3	3 2	1 3	5	3	2	0	21	3
	W	W		L	W	L	SS	10	11	-1		
	GS	479		459	1.04							
SBIS	3 0	3 0	3 0	M	3 0	3 1	5	5	0	0	25	1
	W	W	W		W	W	SS	15	1	14		
	GS	395	295		1.34							
SPRCNHS	3 0	3 0	2 3	0 3	S	1 3	5	2	3	0	19	4
	W	W	L	L		L	SS	9	9	0		
	GS	402	380	1.06								
UPHSL	3 0	3 1	3 1	1 3	3 1	2015 2016	5	4	1	0	23	2
	W	W	W	L	W		SS	13	6	7		
	GS	435	386	1.13								

POINTS: WIN=5, LOSS=3, FORFEIT=0


Legend: GP-Games Played, GS-Game Score, SS-Set Score



LEAGUE OF SOUTHERN MANILA SCHOOLS

Upper School Boys I-B Standing



SCHOOLS	BISS	DLSL A		HRC		SAPC		SMCL		UPHSD		STANDING						
		GP	W	L	F	PTS	RANK											
BISS		0	3	0	3	0	3	0	3	0	3	5	0	5	0	15		
	L	L	L	L	L	SS	0	15	-15									
						GS	215	379	0.57									
DLSL A	3	0	L	3	2	3	0	3	0	1	3	5	4	1	0	23	2	
	W	W		W	W	L	SS	13	5	8								
							GS	428	348	1.23								
HRC	3	0	2	3	S	3	2	3	1	3	5	3	2	0	21	3		
	W	L	W	W		L	SS	12	9	3								
							GS	458	427	1.07								
SAPC	3	0	0	3	2	3	M	3	0	0	3	5	2	3	0	19	4	
	W	L	L	W	L	SS		8	9	-1								
						GS		355	364	0.98								
SMCL	3	0	0	3	1	3	0	3	S	0	3	5	1	4	0	17		
	W	L	L	L	L	SS	4	12		-8								
						GS	317	382		0.83								
UPHSD	3	0	3	1	3	1	3	0	3	0	3	2015 2016	5	5	0	0	25	1
	W	W	W	W	W	SS	15	2	13									
						GS	419	292	1.43									

POINTS: WIN=5, LOSS=3, FORFEIT=0

Legend: GP-Games Played, GS-Game Score, SS-Set Score



LEAGUE OF SOUTHERN MANILA SCHOOLS

Upper School Boys II-A Standing



SCHOOLS	BCAS	Brent B	CDNMSHS	IHMC	LRAI	SBCA	SFAC LP	STANDING					
								GP	W	L	F	PTS	RANK
BCAS		3 0	3 0	3 0	3 0	3 0	0 3	6	5	1	0	28	2
		W	W	W	W	W	L	SS	15	3	12		
		GS	443	282	1.57								
Brent B	0 3	L	3 1	3 2	1 3	3 0	0 3	6	3	3	0	24	3
	L		W	W	L	W	L	SS	10	12	-2		
	GS		433	470	0.92								
CDNMSHS	0 3	1 3	S	3 0	3 1	3 0	0 3	6	3	3	0	24	3
	L	L		W	W	W	L	SS	10	10	0		
	GS	434		425	1.02								
IHMC	0 3	2 3	0 3	M	2 3	3 0	0 3	6	1	5	0	20	
	L	L	L		L	W	L	SS	7	15	-8		
	GS	397	502		0.79								
LRAI	0 3	3 1	1 3	3 2	S	3 0	0 3	6	3	3	0	24	3
	L	W	L	W		W	L	SS	10	12	-2		
	GS	447	455	0.98									
SBCA	0 3	0 3	0 3	0 3	0 3	2015 2016	0 3	6	0	6	0	18	
	L	L	L	L	L		L	SS	0	18	-18		
	GS	267	451	0.59									
SFAC LP	3 0	3 0	3 0	3 0	3 0	3 0		6	6	0	0	30	1
	W	W	W	W	W	W		SS	18	0	18		
	GS	456	292	1.56									

POINTS: WIN=5, LOSS=3, FORFEIT=0



Legend: GP-Games Played, GS-Game Score, SS-Set Score



LEAGUE OF SOUTHERN MANILA SCHOOLS

Upper School Boys II-B Standing



SCHOOLS	CSA	DBC Can	DLSL B	IFL	LCCB	Marist	MES	SMS	STANDING					
									GP	W	L	F	PTS	RANK
CSA		1 3	1 3	0 3	3 0		0 3	1 3	6	1	5	0	20	
		L	L	L	W		L	L	SS 6 15 -9					
		GS 393 488 0.81												
DBC Can	3 1	L	0 3	0 3	1 3	3 0	3 0	0 3	6	3	3	1	24	3
	W		L	L	L	W	W	F	SS 10 13 -3					
	GS 430 524 0.82													
DLSL B	3 1	3 0	S	3 0	3 0	3 0	3 1	3 0	7	7	0	0	35	1
	W	W		W	W	W	W	W	SS 21 2 19					
	GS 567 383 1.48													
IFL	3 0	3 0	0 3	M	3 0	3 2	3 1	3 0	7	6	1	0	33	2
	W	W	L		W	W	W	W	SS 18 6 12					
	GS 547 417 1.31													
LCCB	0 3	3 1	0 3	0 3	S	0 3	1 3	1 3	7	1	6	0	23	
	L	W	L	L		L	L	L	SS 5 19 -14					
	GS 455 585 0.78													
Marist		0 3	0 3	2 3	3 0	2015			4	1	3	0	14	
		L	L	L	W				SS 5 9 -4					
	GS 292 301 0.97													
MES	3 0	0 3	1 3	1 3	3 1		2016	3 2	6	3	3	0	24	3
	W	L	L	L	W			W	SS 11 12 -1					
	GS 485 480 1.01													
SMS	3 1	3 0	0 3	0 3	3 1		2 3		6	3	3	0	24	3
	W	W	L	L	W		L		SS 11 11 0					
	GS 436 427 1.02													

POINTS: WIN=5, LOSS=3, FORFEIT=0

Legend: GP-Games Played, GS-Game Score, SS-Set Score



LEAGUE OF SOUTHERN MANILA SCHOOLS

Upper School Girls I-A Standing



SCHOOLS	Brent A	DLSL A	HRC	KMS	SBIS	SAPC	STANDING					
							GP	W	L	F	PTS	RANK
Brent A		0 3	1 3	0 3	3 1	3 0	5	2	3	0	19	4
		L	L	L	W	W	SS	7	10	-3		
							GS	343	384	0.89		
DLSL A	3 0	L	3 0	3 0	3 0	3 0	5	5	0	0	25	1
	W		W	W	W	W	SS	15	0	15		
							GS	375	190	1.97		
HRC	3 1	0 3	S	0 3	3 0	3 0	5	3	2	0	21	3
	W	L		L	W	W	SS	9	7	2		
							GS	346	346	1.00		
KMS	3 0	0 3	3 0	M	3 0	3 0	5	4	1	0	23	2
	W	L	W		W	W	SS	12	3	9		
							GS	356	262	1.36		
SBIS	1 3	0 3	0 3	0 3	S	3 0	5	1	4	0	17	
	L	L	L	L		W	SS	4	12	-8		
							GS	281	370	0.76		
SAPC	0 3	0 3	0 3	0 3	0 3	2015 2016	5	0	5	0	15	
	L	L	L	L	L		SS	0	15	-15		
							GS	226	375	0.60		

POINTS: WIN=5, LOSS=3, FORFEIT=0



Legend: GP-Games Played, GS-Game Score, SS-Set Score



LEAGUE OF SOUTHERN MANILA SCHOOLS

Upper School Girls I-B Standing



SCHOOLS	Can L	Hope CHS	Imus	SPRCNHS	UPHSL	STANDING					
						GP	W	L	F	PTS	RANK
Can L		0 3	3 2	0 3	0 3	4	1	3	0	14	4
		L	W	L	L	SS	3	11	-8		
						GS	227	336	0.68		
Hope CHS	3 0	LSMS	3 0	3 0	3 1	4	4	0	0	20	1
	W		W	W	W	SS	12	1	11		
						GS	317	195	1.63		
Imus	2 3	0 3	2015	0 3	0 3	4	0	4	0	12	
	L	L		L	L	SS	2	12	-10		
						GS	249	323	0.77		
SPRCNHS	3 0	0 3	3 0	2016	0 3	4	2	2	0	16	3
	W	L	W		L	SS	6	6	0		
						GS	239	246	0.97		
UPHSL	3 0	1 3	3 0	3 0		4	3	1	0	18	2
	W	L	W	W		SS	10	3	7		
						GS	307	239	1.28		

POINTS: WIN=5, LOSS=3, FORFEIT=0

Legend: GP-Games Played, GS-Game Score, SS-Set Score



LEAGUE OF SOUTHERN MANILA SCHOOLS

Upper School Girls II-A Standing



SCHOOLS	BCAS	BISS	CSA	IHMC	Jubilee	SBCA	SBC BC	STANDING					
								GP	W	L	F	PTS	RANK
BCAS		3 0	3 1	3 0	3 2	3 1	3 1	6	6	0	0	30	1
		W	W	W	W	W	W	SS	18	5	13		
		GS	519	450	1.15								
BISS	0 3	L	3 0	3 2	0 3	0 3	0 3	6	2	4	0	22	
	L		W	W	L	L	L	SS	6	14	-8		
	GS		419	445	0.94								
CSA	1 3	0 3	S	3 0	1 3	0 3	1 3	6	1	5	0	20	
	L	L		W	L	L	L	SS	6	15	-9		
	GS	397		490	0.81								
IHMC	0 3	2 3	0 3	M	2 3	1 3	2 3	6	0	6	0	18	
	L	L	L		L	L	L	SS	7	18	-11		
	GS	402	546		0.74								
Jubilee	2 3	3 0	3 1	3 2	S	3 0	3 1	6	5	1	0	28	2
	L	W	W	W		W	W	SS	17	7	10		
	GS	547	444	1.23									
SBCA	1 3	3 0	3 0	3 1	0 3	2015 2016	0 3	6	3	3	0	24	4
	L	W	W	W	L		L	SS	10	10	0		
	GS	449	420	1.07									
SBC BC	1 3	3 0	3 1	3 2	1 3	3 0		6	4	2	0	26	3
	L	W	W	W	L	W		SS	14	9	5		
	GS	515	453	1.14									

POINTS: WIN=5, LOSS=3, FORFEIT=0

Legend: GP-Games Played, GS-Game Score, SS-Set Score



LEAGUE OF SOUTHERN MANILA SCHOOLS

Upper School Girls II-B Standing



SCHOOLS	CDNSHS	DCSR	LRAI	MGC NL	SMCL	WRose	SMS	STANDING					
								GP	W	L	F	PTS	RANK
CDNSHS		3 1 W	3 2 W	0 3 L	3 2 W	3 1 W	3 2 W	6	5	1	0	28	2
		SS 15 11 4	GS 559 533 1.05										
		1 3 L	1 3 L	0 3 L	1 3 L	3 0 W	0 3 L	6	1	5	0		
SS 6 15 -9	GS 415 507 0.82												
2 3 L	3 1 W	S	0 3 L	1 3 L	0 3 L	2 3 L	6	1	5	0	20		
SS 8 16 -8	GS 478 530 0.90												
3 0 W	3 0 W	3 0 W	M	3 0 W	3 0 W	3 0 W	6	6	0	0			30
SS 18 0 18	GS 451 284 1.59												
2 3 L	3 1 W	3 1 W	0 3 L	S	3 0 W	3 1 W	6	4	2	0	26	3	
SS 14 9 5	GS 536 478 1.12												
1 3 L	0 3 L	3 0 W	0 3 L	0 3 L	2015 2016	0 3 L	6	1	5	0			20
SS 4 15 -11	GS 365 462 0.79												
2 3 L	3 0 W	3 2 W	0 3 L	1 3 L	3 0 W		6	3	3	0	24	4	
SS 12 11 1	GS 483 493 0.98												

POINTS: WIN=5, LOSS=3, FORFEIT=0

Legend: GP-Games Played, GS-Game Score, SS-Set Score



LEAGUE OF SOUTHERN MANILA SCHOOLS

Upper School Girls II-C Standing



SCHOOLS	Brent B	DLSL B	LCCB	MES	MHCS	SFAC LP	SHS LB	SSCR C	STANDING					
									GP	W	L	F	PTS	RANK
Brent B		0 3	0 3	0 3	0 3	0 3	3 0	3 0	7	2	5	0	25	4
		L	L	L	L	L	W	W	SS 6 15 -9					
		GS 336 420 0.80												
DLSL B	3 0	L	3 0	3 0	3 0	3 0	3 0	3 0	7	7	0	0	35	1
	W		W	W	W	W	W	W	SS 21 0 21					
	GS 525 301 1.74													
LCCB	3 0	0 3	S	2 3	0 3	0 3	0 3	3 2	7	2	5	0	25	4
	W	L		L	L	L	W	SS 8 17 -9						
	GS 422 559 0.75													
MES	3 0	0 3	3 2	M	3 2	0 3	3 1		6	4	2	0	26	3
	W	L	W		W	L	W	SS 12 11 1						
	GS 461 501 0.92													
MHCS	3 0	0 3	3 0	2 3	S	0 3	3 0		6	3	3	0	24	
	W	L	W	L		W	SS 11 9 2							
	GS 420 364 1.15													
SFAC LP	3 0	0 3	3 0	3 0	3 0	2015	3 0	3 1	7	6	1	0	33	2
	W	L	W	W	W		W	W	SS 18 4 14					
	GS 532 292 1.82													
SHS LB	0 3	0 3	3 0	1 3	0 3	0 3	2016	0 3	7	1	6	0	23	
	L	L	W	L	L	L		L	SS 4 18 -14					
	GS 413 533 0.77													
SSCR C	0 3	0 3	2 3			1 3	3 0		4	1	3	1	14	
	F	L	L	L	W	SS 6 12 -6								
	GS 268 407 0.66													

POINTS: WIN=5, LOSS=3, FORFEIT=0



Legend: GP-Games Played, GS-Game Score, SS-Set Score



LEAGUE OF SOUTHERN MANILA SCHOOLS

Middle School Boys Standing



SCHOOLS	Brent	Can L	DLSL	Marist	MES	STANDING					
						GP	W	L	F	PTS	RANK
Brent		1 2	0 2	0 2	2 1	4	1	3	0	14	3
		L	L	L	W	SS	3	7	-4		
						GS	209	249	0.84		
Can L	2 1	LSMS	1 2	0 2	1 2	4	1	3	0	14	3
	W		L	L	L	SS	4	7	-3		
						GS	225	237	0.95		
DLSL	2 0	2 1	2015	1 2	2 0	4	3	1	0	18	2
	W	W		L	W	SS	7	3	4		
						GS	230	195	1.18		
Marist	2 0	2 0	2 1	2016	2 0	4	4	0	0	20	1
	W	W	W		W	SS	8	1	7		
						GS	217	125	1.74		
MES	1 2	2 1	0 2	0 2		4	1	3	0	14	3
	L	W	L	L		SS	3	7	-4		
						GS	171	246	0.70		

POINTS: WIN=5, LOSS=3, FORFEIT=0


Legend: GP-Games Played, GS-Game Score, SS-Set Score



LEAGUE OF SOUTHERN MANILA SCHOOLS

Middle School Girls A Standing



SCHOOLS	DLSL	LCCB	MES	MGC NL	SBCA	SMCL	STANDING					
							GP	W	L	F	PTS	RANK
DLSL		2 0	2 0	0 2	2 1	2 1	5	4	1	0	23	1
		W	W	L	W	W	SS	8	4	4		
							GS	287	193	1.49		
LCCB	0 2	L				0 2	0	0	0	2	0	
	F					F	SS	0	4	-4		
							GS	0	100	0.00		
MES	0 2		S	0 2	0 2	0 2	4	0	4	0	12	
	L			L	L	L	SS	0	8	-8		
							GS	90	200	0.45		
MGC NL	2 0		2 0	M	1 2	0 2	4	2	2	0	16	3
	W		W		L	L	SS	5	4	1		
							GS	199	172	1.16		
SBCA	1 2		2 0	2 1	S	1 2	4	2	2	0	16	3
	L		W	W		L	SS	6	5	1		
							GS	242	232	1.04		
SMCL	1 2	2 0	2 0	2 0	2 1	2015 2016	5	4	1	0	23	1
	L	W	W	W	W		SS	9	3	6		
							GS	287	208	1.38		

POINTS: WIN=5, LOSS=3, FORFEIT=0

Legend: GP-Games Played, GS-Game Score, SS-Set Score



LEAGUE OF SOUTHERN MANILA SCHOOLS

Middle School Girls B Standing



SCHOOLS	Assumption	Brent	Can L	CSA	PCES	WRose	STANDING					
							GP	W	L	F	PTS	RANK
Assumption		2 1	1 2	0 2	0 2	0 2	5	1	4	0		
		W	L	L	L	L	SS	3	9	-6		
							GS	244	297	0.82		
Brent	1 2	L	0 2	1 2	0 2	0 2	5	0	5	0	15	
	L		L	L	L	L	SS	2	10	-8		
							GS	210	285	0.74		
Can L	2 1	2 0	S	0 2	1 2	2 1	5	3	2	0	21	3
	W	W		L	L	W	SS	7	6	1		
							GS	288	282	1.02		
CSA	2 0	2 1	2 0	M	0 2	2 1	5	4	1	0	23	2
	W	W	W		L	W	SS	8	4	4		
							GS	301	268	1.12		
PCES	2 0	2 0	2 1	2 0	S	2 0	5	5	0	0	25	1
	W	W	W	W		W	SS	10	1	9		
							GS	273	195	1.40		
WRose	2 0	2 0	1 2	1 2	0 2	2015 2016	5	2	3	0	19	4
	W	W	L	L	L		SS	6	6	0		
							GS	268	257	1.04		

POINTS: WIN=5, LOSS=3, FORFEIT=0

Legend: GP-Games Played, GS-Game Score, SS-Set Score